


# Club Car<sup>®</sup>

TRANSPORT VEHICLES



**JOB 291: MINIMIZE MALL MADNESS.**

*(Shown Right) The Villager 8, an exclusive Club Car solution, is a real people-pleaser. With plenty of power to shuttle groups of 8 at a time, it lets you move large crowds quickly.*



**REFINED STYLING.**  
**RUGGED**  
**PERFORMANCE.**

If you've got a transport problem, Club Car has the solution, whether you need to move visitors across a campus, guests to their suites, customers through an apartment complex, or employees around a work site.

And our new lines of Villagers and Transporters are more powerful, reliable and versatile than ever.

We're so confident in the new vehicles that we've expanded the warranty. Villagers and Transporters are now covered by an industry-leading 4-year battery, 3-year/3,000-hour powertrain, 2-year bumper-to-bumper limited warranty.

And a network of more than 600 Authorized Club Car Dealers delivers easy access to parts and factory-trained mechanics.





***DON'T JUST BUY A TRANSPORT VEHICLE. BUY***  
***UNSURPASSED***  
***RELIABILITY.***

Villagers and Transporters have long been renowned for delivering years of trouble-free service.

The new vehicles expand that tradition. They retain the rustproof aluminum frame and body, self-compensating rack-and-pinion steering, independent front suspension system and unparalleled reliability. But they also incorporate innovative new features and benefits that add even more value.

So you can upgrade your fleet, while staying with the Villager and Transporter lines you know and trust.

# **INDUSTRY-LEADING INNOVATIONS TO LIGHTEN YOUR LOAD.**


**Reduce Expensive “User Errors” with Efficient, Onboard Chargers.** Electric Transporters now come standard with an industry-exclusive onboard high-frequency charger with cord retractor. With a voltage range of 85-265 volts, the chargers keep the vehicles in the field, where they belong. Vehicles:

- Are charged through a plug conveniently located on the front of the car.
- Work globally, and continue charging even during voltage swings.
- Can be programmed with algorithms for lead acid or gel/AGM batteries.
- Are 92-95% efficient, a 10% increase over the former charger.
- Issue an audible alert when charging begins.
- Can be charged at any 110- or 240-volt outlet.



**Boost Performance with EFI Engines.** Villager 6 and Villager 8 and Transporter gasoline models now feature a 14-hp, 404-cc, Subaru single-cylinder overhead cam engine with electronic fuel injection (EFI), hemispherical heads, a case-hardened steel timing chain, and a splash lubrication system that eliminates oil filters. The engines offer the following benefits over the former Villager and Transporter engines:

- Boost fuel efficiency by as much as 50%.
- Start right up, even in frigid weather.
- Increase horsepower by 30%.
- Accelerate faster.
- Reduce emissions.
- Improve reliability and longevity.
- Automatically compensate for altitude.
- Reduce maintenance costs.



**Electric Vehicles with the Power of Gasoline Engines.**

As the world's largest manufacturer of small four-wheel electric vehicles, Club Car is continuously making electric vehicles tougher, more powerful and smarter.

The new electric Villagers and Transporters are powered by our next generation IQ Plus™ electric system. The system features regenerative braking and delivers 500 amps of power, 20 peak hp, and best-in-class range, hill-climbing ability and speed. So they can perform tasks that once required a gasoline or diesel engine. You can expect:

- Up to 45 miles between charges, enough for a hard eight hour day.
- Zero emissions, which is great for environment and public relations.
- It will only cost pennies per day to charge, saving fuel and operating costs.

**Experience Fit-to-Task Versatility and Unrivaled Ergonomics.** While Villagers retain their elegant and timeless style, the new Transporters feature sturdier cowls and bumpers, doors and windshields that sit flush with the frame, and head lights and tail lights built right into the styling. They are engineered with:

- A** (Not Shown) An automotive-style dash and ignition key with oversized dash pockets for storage, standard 12-volt powerport, and soft-grip steering wheel.
- B** Cockpit-like interior, more space between the driver and steering wheel, and contoured seating with high back bench seats.
- C** A rugged aluminum bed box featuring a Rhino™ lined floor for durability.
- D** A configurable, removable track-based attachment system for carrying tools and equipment.
- E** Optional adjustable bed dividers and tie-downs that stabilize cargo.
- F** A latch-and-release tailgate that runs across the back of the of the cargo box and can be opened from either side or the center with a single hand.

# TRANSPORTER

<b>DRIVING SURFACE</b>				
IMPROVED				ALL
<b>VEHICLE CAPACITY</b>				
EMPTY	1/4	1/2	3/4	1 TON
<b>TOWING CAPACITY</b>				
EMPTY	1/4	1/2	3/4	1 TON

**Four for the Price of Two!** Transporters are rugged enough for industrial use, yet refined enough for special events and resorts. The Transporter offers a wide range of factory configurations and can be customized with stake side kits, bed boxes, extended canopies, fold-down rear seats and many other options and accessories. They also feature a convenient side fuel fill or efficient, onboard charging.

Need room for more? Get the optional rear seat upgrade to comfortably carry six passengers. It can maneuver in congested environments and narrow trails, making it a great choice for everything from airports to zoos.

## ***JOB 801: RAPID TRANSIT.***

*The Transporter can get a team of up to 6 problem solvers and their gear together in a flash. The optional fold-down rear seat easily converts to a 16 sq ft cargo bed for added versatility.*





**JOB 267: DYNAMIC DUOS.**

*(Above) With four forward-facing seats and plenty of bed space, the Transporter lets two sets of housekeepers work out of one reliable vehicle. This cuts fleet costs and improves efficiency. Give your fleet a clean sweep with the Transporter.*





**JOB 317: EMPLOYEE SHUTTLE.**

*(Above) It just makes sense to have a few Villager 4 vehicles around. They seat 4 passengers and cost just pennies a day to operate. This makes them ideal for efficiently transporting your employees.*

**JOB 754: APARTMENT FINDER.**

*(Below) The most economical people-mover we sell. And with an optional 19 mph (30.6 km/h), it's the easiest way to zip around your complex with prospective customers.*

DRIVING SURFACE				
IMPROVED				ALL
VEHICLE CAPACITY				
EMPTY	1/4	1/2	3/4	1 TON
TOWING CAPACITY				
EMPTY	1/4	1/2	3/4	1 TON





# Villager 4



**The Perfect Runabout.** If you need a small, stylish vehicle to help a couple find their first apartment or car, show a prospective student your campus, or zip around your business, consider the Villager 4. Available in gas or electric, with a optional fold-down rear seat that transforms into a cargo bed, it's ideal for transporting customers, guests and employees. Electric models come with ERIC, a high-frequency, solid-state charging system that boosts efficiency and communicates with users to virtually eliminate operator errors.



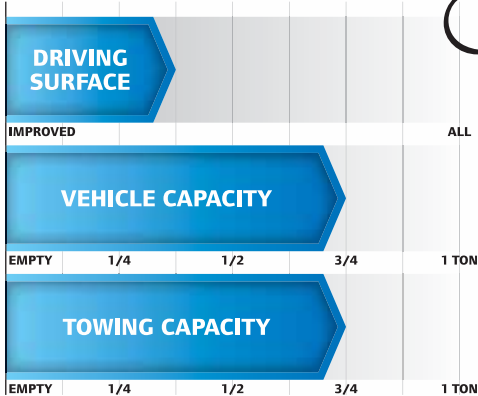
## **JOB 203: DEALERSHIP RUNABOUT.**

*Whether you're running out to the lot to verify inventory or taking a happy couple to their dream car, the Villager 4 is fast and classy.*



# Villager 6

**A Beautiful, Extra-Large Sedan.** The Villager 6 comfortably carries six passengers, making it perfect for moving guests or family groups, giving tours or use as a rental vehicle. It's available in gas with a powerful EFI engine or in quiet, zero-emissions electric models with the IQ Plus™ electric drive system. Both offer flexible passenger and cargo configurations and come with a wide range of options and accessories.



## **JOB 210: RESORT GUEST SERVICES.**

*Adding a Custom Solutions fold-down seat and extended canopy to the Villager 6 is a classy move. Haul 4 people and luggage in style and comfort, protecting your guests from the sun and rain. Or, move 6 if there are no carryons.*





<b>DRIVING SURFACE</b>				
IMPROVED				
<b>VEHICLE CAPACITY</b>				
EMPTY	1/4	1/2	3/4	1 TON
<b>TOWING CAPACITY</b>				
EMPTY	1/4	1/2	3/4	1 TON

## Villager 8

**The Party Wagon.** With limo-like luxury and seating for eight, the Villager 8 is perfect for sophisticated, high-volume transport. It glides right through narrow areas not accessible to conventional vehicles, so you can whisk guests around resorts, malls and other sites in comfort and style. But don't let its good looks fool you. This "people pleaser" is built on a reliable rustproof aluminum frame and engineered to deliver years of dependable service.

### **JOB 369: DURING HAPPY HOURS**

*(Above) If you're serious about hosting or catering special events, consider owning a Villager 8. Or, call your local Club Car dealer about renting a few. Your guests will thank you.*

### **JOB 401: EVENTFUL DAYS.**

*(Left) The Villager 6 is perfect for moving family-size groups. Use them for transporting your guests across your resort property.*

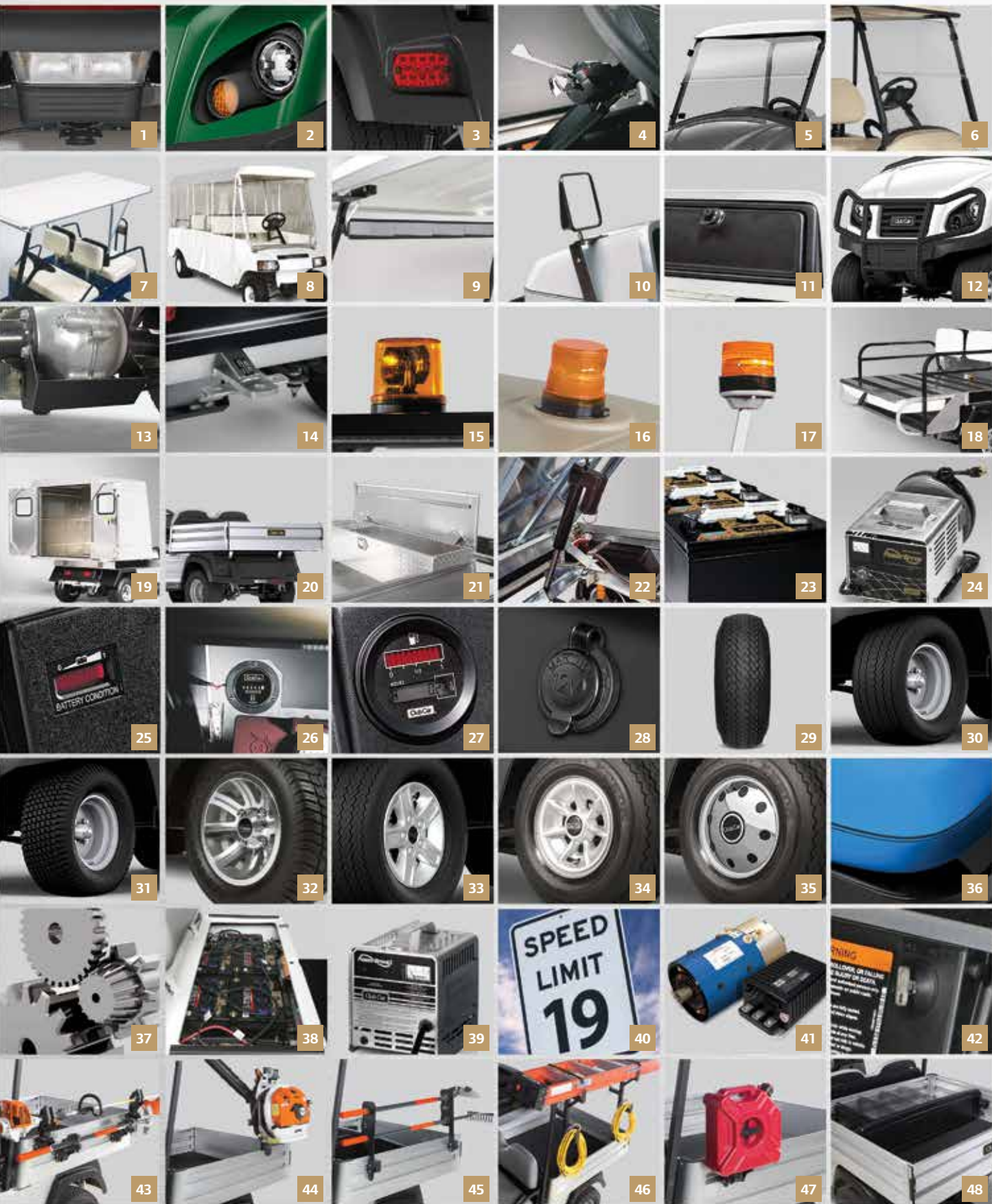


# WE GIVE YOU LOTS OF OPTIONS AND ACCESSORIES.

**Your Vehicle, Your Way.** Club Car's Villager and Transporter vehicles accommodate a range of options and accessories designed specifically to fit the new vehicles. And, if accessories alone won't do the trick, our Custom Solutions department will create a unique vehicle just for your application.

ACCESSORY	TRANSPORTER		VILLAGER 4		VILLAGER 6		VILLAGER 8		
	ELECTRIC	GAS	ELECTRIC	GAS	ELECTRIC	GAS	ELECTRIC	GAS	
1	Center-Mounted Headlights		0	0	-	-	-	-	
2	Headlights/Taillights/Horn	S	S	0	0	S	S	S	S
3	Headlights/Taillights/Horn/Turn Signal	0	0	0	0	0	0	0	0
4	Solid Windshield	0	0	-	-	0	0	0	0
5	Fold-Down Windshield	0	0	-	-	0	0	0	0
6	Fold-Down Windshield (Villager 4)	-	-	0	0	-	-	-	-
7	Canopy Top	0	0	-	-	0	0	0	0
8	3-Sided Enclosure	0	0	0	0	0	0	0	0
9	Rearview 5-Panel Mirror	0	0	0	0	0	0	0	0
10	West Coast Mirror	0	0	-	-	0	0	0	0
11	Glove Box	0	0	-	-	0	0	0	0
12	Heavy-Duty Brushguard	0	0	-	-	0	0	0	0
13	Differential Guard	0	0	0	0	0	0	0	0
14	Trailer Hitch	0	0	-	-	-	-	-	-
15	Canopy-Mounted Safety Strobe	0	0	-	-	0	0	0	0
16	Canopy-Mounted Safety Strobe	-	-	0	0	-	-	-	-
17	Post-Mounted Safety Strobe	0	0	-	-	-	-	-	-
18	Fold-Down Seat	0	0	0	0	0	0	0	0
19	Van Box	0	0	-	-	-	-	-	-
20	Cargo Box	0	0	-	-	-	-	-	-
21	Tool Box (Aluminum Locking)	0	0	-	-	-	-	-	-
22	Hydraulic/Electric Bed Lift	0	0	-	-	-	-	-	-
23	Heavy-Duty Batteries	0	0	S	S	0	0	0	0
24	Onboard Charger With Reel	S	-	-	-	0	-	0	-
25	Battery Capacity Indicator	S	-	-	-	S	-	S	-
26	Hour Meter	S	-	0	-	0	-	0	-
27	Fuel Gauge/Hour Meter	-	S	-	S	-	S	-	S
28	12-Volt Power Port	S	S	0	0	0	0	0	0
29	6.5" Premium Tires (Front)	-	-	-	-	0	0	0	0
30	Premium Tires (Front/Rear)	S	S	S	S	S	S	S	S
31	Extra-Traction Rear Tires	0	0	0	0	0	0	0	0
32	10-Inch Aluminum Alloy Wheels	-	-	0	0	-	-	-	-
33	5-Spoke Silver Wheel Covers	0	0	-	-	-	-	-	-
34	7-Spoke Wheel Covers	-	-	0	0	S	S	S	S
35	Chrome Sport Wheel Covers	-	-	-	-	0	0	0	0
36	Accent Stripes	-	-	0	0	0	0	0	0
37	Limited Slip Differential	-	0	-	-	-	0	-	0
38	Single-Point Watering System	0	-	0	-	0	-	0	-
39	International Charger	S	-	0	-	0	-	0	-
40	Gas Powertrain Speed Upgrade	-	-	-	0	-	-	-	-
41	Electric Powertrain Speed Upgrade	-	-	0	-	-	-	-	-
42	SmartKey™ Speed Control	-	-	-	-	0	-	0	-
43	Ratcheting/Standard Tool Holder Kits	0	0	-	-	-	-	-	-
44	Backpack Blower Rack	0	0	-	-	-	-	-	-
45	Multi-Tool Holder Kit	0	0	-	-	-	-	-	-
46	Bed-Mounted Ladder Rack Kit	0	0	-	-	-	-	-	-
47	Fuel Pack Kit	0	0	-	-	-	-	-	-
48	Bed//Short Bed Divider Kits	0	0	-	-	-	-	-	-
49	Standard Colors	S	S	S	S	S	S	S	S
50	Premium Colors	0	0	0	0	0	0	0	0

(S) Standard Equipment (O) Option Equipment (-) Not Available  
 Not all accessories available in all markets. Check with your local Club Car representative for details and availability.



Standard Colors

White	Dark Grey	Dark Green	Bright Blue		
White	Grey	Dark Green	Classic Blue	Beige	Burgundy
White		Dark Green	Classic Blue	Beige	

Premium/Special Order Colors

Titanium Silver	Red	Black			
Pacific Blue	Red	Black			
Atlantic Blue	Red	Black	Cayemne		

Transporter  
Villager 6/8  
Villager 4

49

50

# CHECK OUT THESE SPECIFICATIONS BEFORE YOU KICK THE TIRES.



	TRANSPORTER		Villager 4	
	ELECTRIC	GASOLINE	ELECTRIC	GASOLINE
<b>Engine**/Motor Type</b>	48-volt DC	Subaru, 4-cycle	48-volt DC	Kawasaki, 4-cycle
<b>Controller</b>	500 Amp - Solid State	-	250 Amp - Solid State	NA
<b>Displacement</b>	-	404 cc	-	351 cc
<b>Cylinders</b>	-	Single	-	Single
<b>Valving</b>	-	Overhead Cam	-	OHV
<b>Cooling</b>	-	Air Cooled	-	Air Cooled
<b>Horsepower (Rated)</b>	3.7 hp (2.7kW) rated, Peak 20 hp (14.9 kW)	14.0 hp (10.3 kW) rated @ 3600 RPM per SAE J1940	3.3 hp (2.4 kW) rated, Peak 13 hp (9.6 kW)	10.4 hp (7.65 kW) rated @3,600 RPM per SAE J1349
<b>Max Torque</b>	71 ft-lb (96.2 N-m) rated @ 1450 rpm	19.91 ft lb (27.0 N-m) rated @ 2400 RPM	34.5 ft-lb (46.7 N-m) rated @ 1980 rpm	16.6 ft-lb (22.5 N-m) rated @ 2,500 rpm
<b>Lubrication</b>	-	Splash Lubrication	-	Pressure Lubrication
<b>Governor</b>	-	Ground Speed	-	Ground Speed
<b>Transmission</b>	Direct drive, double reduction helical gear	Continuously Variable Transmission (CVT)	Direct drive, double reduction helical gear	Continuously Variable Transmission (CVT)
<b>Gear Selection</b>	Forward/Neutral/Reverse		Forward/Neutral/Reverse	
<b>Gear Ratio</b>	12.32:1	11.47:1 forward; 15.63:1 reverse	12.32:1	11.8:1 forward, 17.1:1 reverse
<b>Ignition</b>	-	Electronic	-	Electronic
<b>Battery</b>	(8) 6-volt Flooded Lead Acid	12-volt 500 CCA 105 min Reserve	(6) 8-volt Flooded Lead Acid	12-volt 500 CCA 105 min Reserve
<b>Charger</b>	DeltaQ QuiQ (1KW High Frequency)	-	ERIC (650 W High Frequency)	-
<b>Headlights</b>	(2) 37.5 Watt Halogen		Optional Center-Mounted Headlights	
<b>Fuel Delivery System</b>	-	Electronic Fuel Injection (EFI)	-	Carburetor
<b>Capacity</b>	-	4.6 gal (17.4L)	-	6.7 gal (25.4 L)
<b>Steering Mechanism</b>	Self-adjusting Rack and Pinion		SportDrive™ with self-adjusting rack and pinion	
<b>Suspension (Front)</b>	Independent leaf spring with dual hydraulic shocks		Independent leaf spring with dual hydraulic shocks	
<b>Suspension (Rear)</b>	Independent leaf spring with dual hydraulic shocks		Independent leaf spring with dual hydraulic shocks	
<b>Brakes</b>	4-wheel, mechanical drum		Rear-wheel, mechanical drum	
<b>Park Brake</b>	Foot Operated, Multi-lock		Foot Operated, Multi-lock	
<b>Body (Front &amp; Finish)</b>	ArmorFlex with automotive paint/clearcoat		Formion®, Molded-in color	
<b>Body (Frame &amp; Rear)</b>	Aluminum		Formion®, Molded-in color	
<b>Tires (Front)</b>	20 x 10-10, 6-ply		18 x 8.50-8, 4-ply rated, premium tread	
<b>Tires (Rear)</b>	20 x 10-10, 6-ply		18 x 8.50-8, 4-ply rated, premium tread	
<b>Wheelbase</b>	99.1 in (251.7 cm)		65.5 in (166.4 cm)	
<b>Overall Height</b>	47.1 in (119.6 cm)		71 in (180 cm)	
<b>Overall Length</b>	140.2 in (356.1 cm) w/ Bed; 147.5 in (374.7 cm) w/ rear seat		104 in (264.2 cm)	
<b>Bed L x W x H (Cargo Box)</b>	36.2 x 47.5 x 10.5 in (91.9 x 120 x 26.6 cm)		-	
<b>Ground Clearance (Differential)</b>	5.6 in (14.2 cm)	5.2 in (13.2 cm)	4.5 in (11.4 cm)	4.5 in (11.4 cm)
<b>Track Width (Front)</b>	36.6 in (92.9 cm)		34.5 in (87.6 cm)	
<b>Track Width (Rear)</b>	39.5 in (100.3 cm)		38.6 in (97.8 cm)	
<b>Max Width (w/o Mirrors)</b>	50.3 in (127.7cm)		47.3 in (120.1 cm)	
<b>Curb Weight (with Batteries)</b>	1494 (677.6 kg) stakeside; 1505 lbs (684.1 kg) with rear seat	932 lb (422.7 kg) stakeside; 943 lb (427.7 kg) with rear seat	1024 lb (464.5 kg)	768 lb. (348 kg)
<b>Total Vehicle Capacity</b>	1500 lb (680.3 kg)		800 lb (362.9 kg)	
<b>Bed Load Capacity</b>	300 lb (136.0 kg)		-	
<b>Towing Capacity</b>	1500 lb (680.3 kg)		-	
<b>Combined Gross Vehicle Capacity</b>	1500 lb (680.3 kg)		-	
<b>Seating</b>	4/6		4	
<b>Speed</b>	15-17 mph (24-27 km/h)		12-15 mph (19-24 km/h)	
<b>Warranty</b>	4 yr limited battery warranty 3 yr limited powertrain/frame 2 yr limited remaining vehicle	3 yr/3000 hr limited powertrain/frame 2 yr limited remaining vehicle	4 yr limited battery warranty 3 yr limited powertrain/frame 2 yr limited remaining vehicle	3 yr/3000 hr limited powertrain/frame 2 yr limited remaining vehicle

\*\* Engine horsepower and torque specifications are provided by the engine manufacturer. Actual horsepower and torque in use may differ and are dependent on environmental conditions as well as maintenance condition of the engine.



## Villager 6

## Villager 8

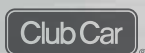
ELECTRIC		GASOLINE		ELECTRIC		GASOLINE	
48-volt DC		Subaru, 4-cycle		48-volt DC		Subaru, 4-cycle	
500 Amp - Solid State		-		500 Amp - Solid State		-	
-		404 cc		-		404 cc	
-		Single		-		Single	
-		Overhead Cam		-		Overhead Cam	
-		Air Cooled		-		Air Cooled	
3.7 hp (2.7kW) rated, Peak 20 hp (14.9 kW)		14.0 hp (10.3 kW) rated @ 3600 RPM per SAE J1940		3.7 hp (2.7kW) rated, Peak 20 hp (14.9 kW)		14.0 hp (10.3 kW) rated @ 3600 RPM per SAE J1940	
71 ft-lb (96.2 N-m) rated @ 1450 rpm		19.91 ft lb (27.0 N-m) rated @ 2400 RPM		71 ft-lb (96.2 N-m) rated @ 1450 rpm		19.91 ft lb (27.0 N-m) rated @ 2400 RPM	
-		Splash Lubrication		-		Splash Lubrication	
-		Ground Speed		-		Ground Speed	
Direct drive, double reduction helical gear		Continuously Variable Transmission (CVT)		Direct drive, double reduction helical gear		Continuously Variable Transmission (CVT)	
Forward/Neutral/Reverse				Forward/Neutral/Reverse			
12.32:1		11.47:1 forward; 15.63:1 reverse		12.32:1		11.47:1 forward; 15.63:1 reverse	
-		Electronic		-		Electronic	
(8) 6-volt Flooded Lead Acid		12-volt 500 CCA 105 min Reserve		(8) 6-volt Flooded Lead Acid		12-volt 500 CCA 105 min Reserve	
Automatic, computer controlled 48-volt DC, 17 amp, UL and CUL listed		-		Automatic, computer controlled 48-volt DC, 17 amp, UL and CUL listed		-	
(2) Headlights Standard				(2) Headlights Standard			
-		Electronic Fuel Injection (EFI)		-		Electronic Fuel Injection (EFI)	
-		4.6 gal (17.4L)		-		4.6 gal (17.4L)	
Self-adjusting Rack and Pinion				Self-adjusting Rack and Pinion			
Independent leaf spring with dual hydraulic shocks				Independent leaf spring with dual hydraulic shocks			
Independent leaf spring with dual hydraulic shocks				Independent leaf spring with dual hydraulic shocks			
4-wheel, mechanical drum				4-wheel, mechanical drum			
Foot Operated, Multi-lock				Foot Operated, Multi-lock			
ArmorFlex with automotive paint/clearcoat				ArmorFlex with automotive paint/clearcoat			
ArmorFlex with automotive paint/clearcoat				ArmorFlex with automotive paint/clearcoat			
18 x 8.50-8, 6-ply rated, premium tread				18 x 6.50-8, 6-ply rated, premium tread			
18 x 8.50-8, 6-ply rated, premium tread				18 x 6.50-8, 6-ply rated, premium tread			
98.5 in (250.2 cm)				131.5 in (334 cm)			
48 in (121.9 cm)				48 in (121.9 cm)			
124 in (315 cm)				157 in (398.8 cm)			
-				-			
4.5 in (11.4 cm)				4.5 in (11.4 cm)			
34.5 in (87.6 cm)				34.5 in (87.6 cm)			
38.6 in (97.8 cm)				38.6 in (97.8 cm)			
47.3 in (120.1 cm)				47.3 in (120.1 cm)			
1105 lb (502 kg)		773 lb (350 kg)		1219 lb (553.6 kg)		894 lb (405 kg)	
1500 lb (680.3 kg)				1500 lb (680.3 kg)			
-				-			
-				-			
6				8			
15-17 mph (24-27 km/h)				15-17 mph (24-27 km/h)			
4 yr limited battery warranty 3 yr limited powertrain/frame 2 yr limited remaining vehicle		3 yr/3000 hr limited powertrain/frame 2 yr limited remaining vehicle		4 yr limited battery warranty 3 yr limited powertrain/frame 2 yr limited remaining vehicle		3 yr/3000 hr limited powertrain/frame 2 yr limited remaining vehicle	

PC

PRO - CEED LTD



Ingersoll Rand (NYSE:IR) advances the quality of life by creating comfortable, sustainable and efficient environments. Our people and our family of brands—including Club Car<sup>®</sup>, Ingersoll Rand<sup>®</sup>, Thermo King<sup>®</sup> and Trane<sup>®</sup>—work together to enhance the quality and comfort of air in homes and buildings; transport and protect food and perishables; and increase industrial productivity and efficiency. We are a global business committed to a world of sustainable progress and enduring results.



Visit our website!



Its good to be green!

Club Car, LLC  
PO Box 204658  
Augusta, GA 30917  
USA

1.800.ClubCar  
info@clubcar.com

Club Car  
Ingersoll Rand  
Alma Court Building  
Lenneke Marelaan,6  
BE-1932 Sint-Stevens-Woluwe  
Belgium

+32 2 746 1200  
info.eu@clubcar.com

ingersollrand.com